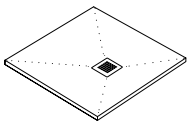


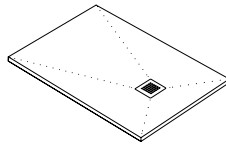
UNITY Marble Shower Trays



MATERIAL	Resin bonded heavy duty
PRODUCT DIMENSIONS	See chart on following page
STANDARDS	<ul style="list-style-type: none"> • EN 14527 • DOP-SON-005/19
<ul style="list-style-type: none"> • ANTI-SLIP surface • 90mm high flow waste • Water clearance capacity of waste - 24 L/min • Height of tray: 30mm • Easy to cut • High Definition texture 	<ul style="list-style-type: none"> • Stainless Steel grid included • Waterproof • Easy to clean • Antibacterial • Quality raw material • Easy Installation & Transport • 5 Year Guarantee



Square

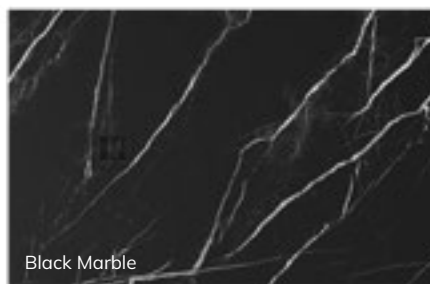


Rectangle

All shower trays must be installed in accordance with the fitting instructions provided. Please refer to them before installation commences.

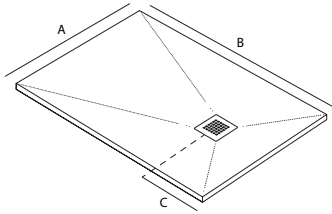


White Marble







Black Marble

UNITY Marble Shower Trays



*See table below for product dimensions & waste centre positions

	A: Width	B: Length	C: Waste Centre Position	 Black Marble Effect	 White Marble Effect
UNITY Square					
	900	900	250	UST00159	UST00142
	1000	1000	250	UST00160	UST00143
UNITY Rectangle					
	700	1700	450	UST00171	UST00120
		1000	250	UST00161	UST00144
		1200	250	UST00163	UST00146
	800	1400	350	UST00165	UST00148
		1500	350	UST00167	UST00150
		1600	450	UST00169	UST00152
		1700	450	UST00172	UST00155
		1800	450	UST00174	UST00157
	900	1000	250	UST00162	UST00145
		1200	250	UST00164	UST00147
		1400	350	UST00166	UST00149
		1500	350	UST00168	UST00151
		1600	450	UST00170	UST00153
		1700	450	UST00173	UST00156
1800		450	UST00175	UST00158	