

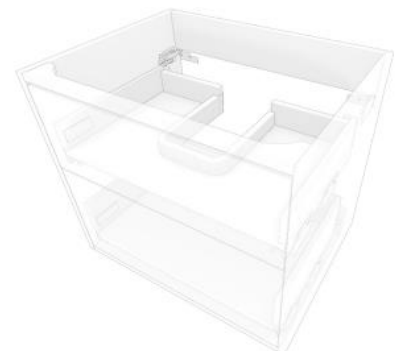
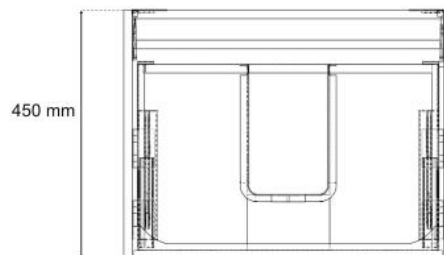
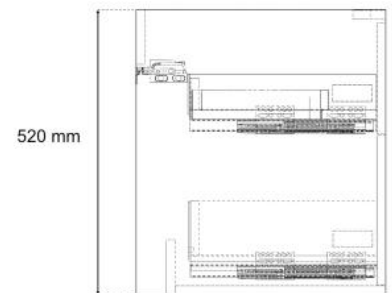
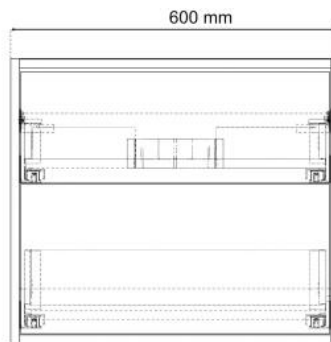
Technical Data Information

Product Code: ERL60WHAN

Information: Erla 600mm Wall Hung Twin Drawer Anthracite
Feelwood Textures
Indaux SCARPI Model Cabinet Hangers
Emuca Concept Drawer Bodies
Soft-Closing Runners

Unit Dimensions: H: 520mm x W: 600mm x D: 450mm

Overall Dimensions: H: 570mm x W: 615mm x D: 460mm



All Dimensions are in millimetres. The information contained on this page was correct at date of issue. Fitting dimensions are provided as a guide only. Some variation may occur due to manufacturing tolerances. We pursue a policy of continuing improvement in design and performance of our products and so reserve the right to change specifications without prior notice.