


**HiB**

MAKING  
**BATHROOMS**  
BEAUTIFUL

**Technical Drawing &  
FAQ Data Sheets**



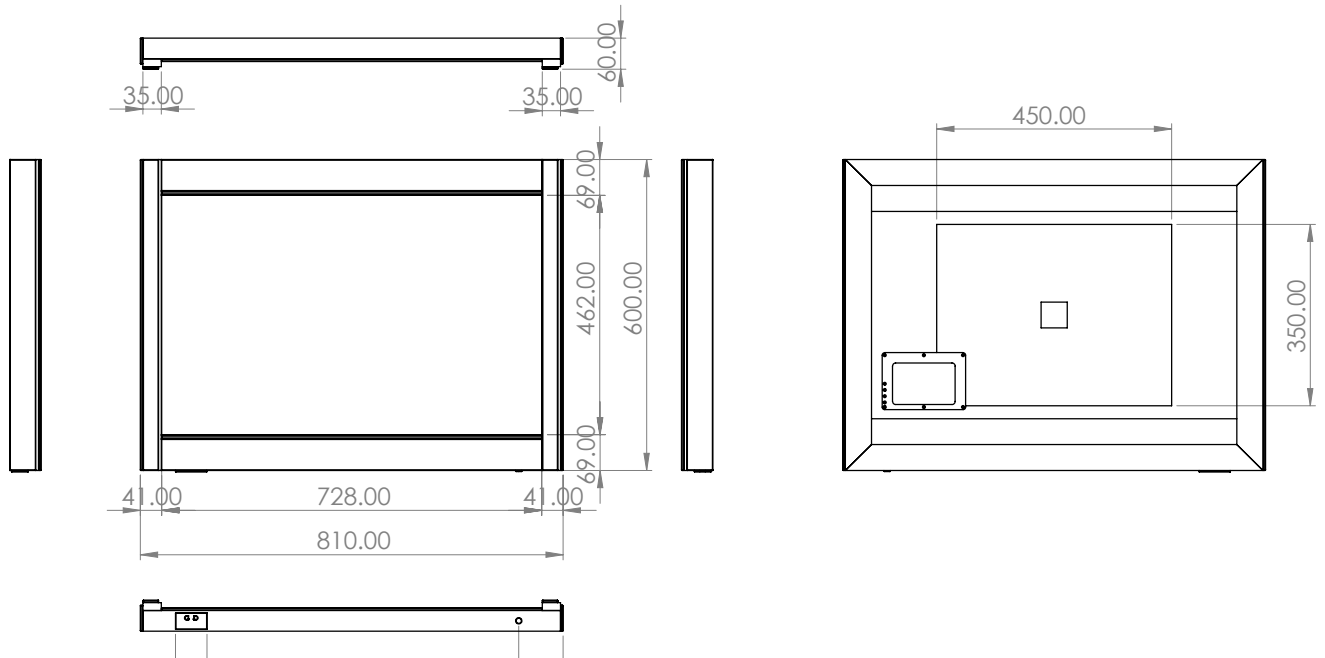
**Duplus 50**  
**Duplus 60**  
**Duplus 80**



HiB recommend you receive the product before commencing with installation as all sizes and measurements are approximate.  
HiB try and ensure all measurements are as accurate as possible.  
In the interest of continuous product development, HiB reserves the right to alter specification as necessary. E & OE.

## Duplus 80

Art no. 78729000



### Electrical Safety Information


HiB recommends that all electrical bathroom products should only be fitted by a suitably qualified, Part P registered electrician in accordance with current IEE regulations.

Ensure mains power supply is switched off before starting installation.

Before drilling, ensure there are no hidden cables or pipes in the wall.

# Duplus

## 50, 60 & 80

		Version No. 04.10.21
	Product	Duplus 50, Duplus 60 & Duplus 80
	Art. No.	Duplus 50: 78727000 / Duplus 60: 78728000 / Duplus 80: 78729000
	Product Description	Illuminated mirror with shaver socket.

Question	Answer
Nett weight (kg)	Duplus 50: 7.6kg / Duplus 60: 8kg / Duplus 80: 7.6kg
Light Source	LED
Light Source Average Lifespan	Average: 50,000hr
Total Rated Wattage (W)	Duplus 50: 55w / Duplus 60: 55.6w / Duplus: 47w
Lumens (Lm)	Duplus 50 & 80: 600lm / Duplus 60: 630lm
Kelvins (k)	Duplus 50, 60 & 80: 2800 - 6400k
Is the mirror dimmable?	No
Energy Rating	E
What orientation can the mirror be hung in?	Duplus 50 & 60 - Portrait / Duplus 80 - Landscape
Is the heated pad only on when the mirror is illuminated?	Yes
Does the mirror require an earth connection?	Yes
Can I bypass the sensor so the mirror comes on with the main room light?	No
Is it cool white or warm white illumination?	Both, the mirror is colour temperature changing
How long is the warranty?	5 years from date of purchase on silvering coating on mirror 2 years from date of purchase on electrical components in the mirror

### Electrical Safety Information

HiB recommends that all electrical bathroom products should only be fitted by a suitably qualified, Part P registered electrician in accordance with current IEE regulations.

Ensure mains power supply is switched off before starting installation.

Before drilling, ensure there are no hidden cables or pipes in the wall.

**HiB recommend you receive the product before commencing with installation as all sizes and measurements are approximate.**

**HiB try and ensure all measurements are as accurate as possible.**

**In the interest of continuous product development, HiB reserves the right to alter specification as necessary. E & OE.**