


**HiB**

MAKING  
**BATHROOMS**  
BEAUTIFUL

**Technical Drawing &  
FAQ Data Sheets**

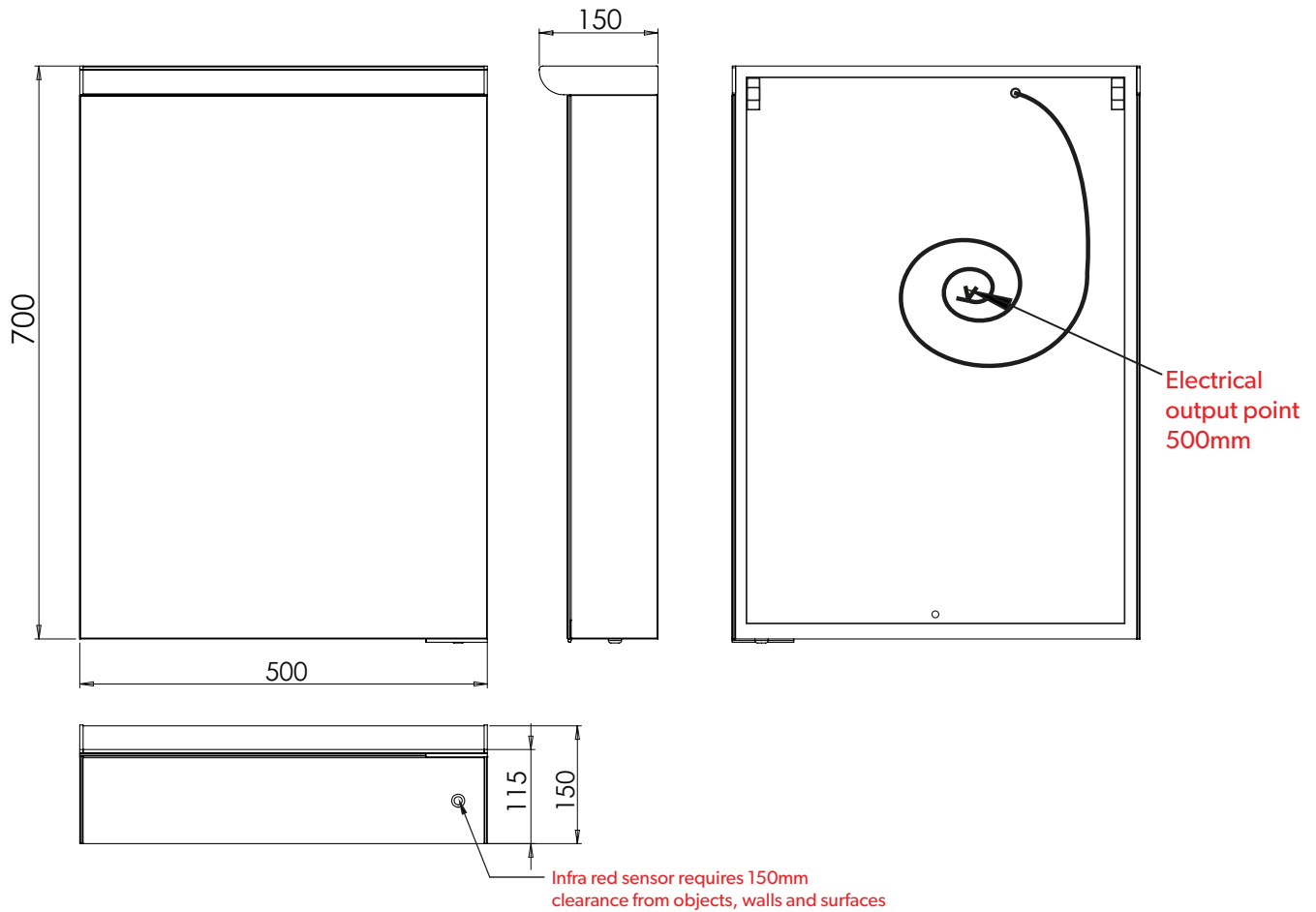


**Spectrum**

HiB recommend you receive the product before commencing with installation as all sizes and measurements are approximate.  
HiB try and ensure all measurements are as accurate as possible.  
In the interest of continuous product development, HiB reserves the right to alter specification as necessary. E & OE.

## Spectrum

Art no. 44700




### Electrical Safety Information

HiB recommends that all electrical bathroom products should only be fitted by a suitably qualified, Part P registered electrician in accordance with current IEE regulations.

Ensure mains power supply is switched off before starting installation.

Before drilling, ensure there are no hidden cables or pipes in the wall.

		Version No. 30.03.17
	Product	Spectrum
	Art. No.	Spectrum: 44700
	Product Description	Double door cabinet with LED top illumination, soft close, internal charging socket, adjustable shelves and mirrored sides.

Question	Answer
Nett weight (kg)	Spectrum: 12.25kg
Light Source	LED
Light Source Average Lifespan	50,000hrs
Total Rated Wattage (W)	Spectrum: 6W
Lumens (Lm)	Spectrum: 450Lm
Kelvins (k)	6400k
Is the cabinet dimmable?	No
Energy Rating	A
What orientation can the cabinet be hung in?	Spectrum portrait hanging only
Is the heated pad only on when the cabinet is illuminated?	Spectrum does not contain heated pads
Does the cabinet require an earth connection?	Yes
Can I bypass the sensor so the cabinet comes on with the main room	Yes
Is it cool white or warm white illumination?	Cool white only
How long is the warranty?	5 years from date of purchase on silvering coating on mirror only 2 years from date of purchase on electrical components in the mirror
How many shelves are in the cabinet? Are they adjustable?	Spectrum has 3 glass adjustable shelves

### Electrical Safety Information

HiB recommends that all electrical bathroom products should only be fitted by a suitably qualified, Part P registered electrician in accordance with current IEE regulations.

Ensure mains power supply is switched off before starting installation.

Before drilling, ensure there are no hidden cables or pipes in the wall.

**HiB recommend you receive the product before commencing with installation as all sizes and measurements are approximate.**

**HiB try and ensure all measurements are as accurate as possible.**

**In the interest of continuous product development, HiB reserves the right to alter specification as necessary. E & OE.**

T: +44 (0)20 8441 0352 F: +44 (0)208441 0219 E: sales@hib.co.uk W: hib.co.uk

HiB Ltd. Building 3, North London Business Park, Oakleigh Road South, New Southgate, London. N11 1GN